

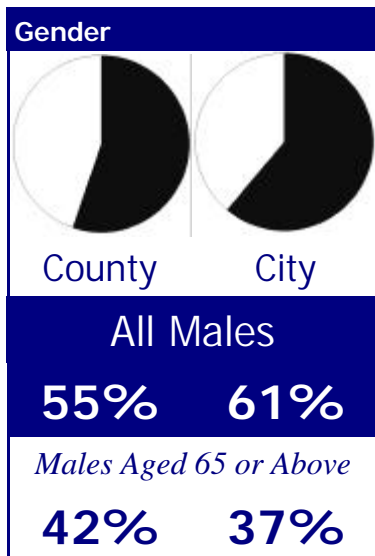
Who We Are

What the Census says about Jacksonville & Onslow County

The Census was taken in March and April 2000, and some of the results were released during 2001. More information will be released during 2002 and beyond.

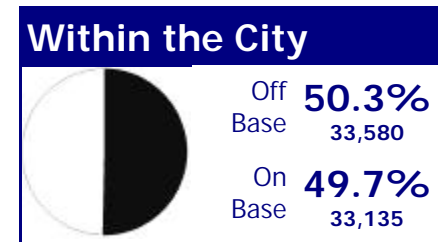
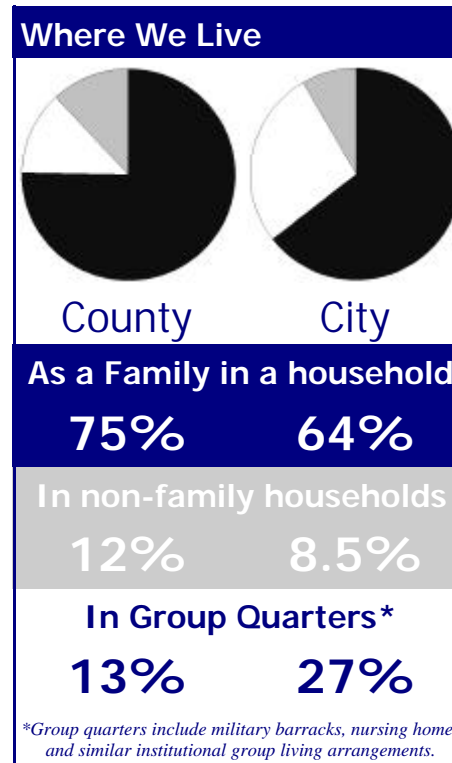
A Note:

All of Onslow County is considered the Jacksonville Metropolitan Statistical Area or MSA. You may see this referred to in national reviews of publications. The Jacksonville MSA Population is the same as the "County."



| | County | City |
|----------------------------|---------------|---------------|
| Hispanic Population | 10,896 | 6,702 |
| % of Population | 7.2% | 10.0% |
| Rank in State | 7 | 7 |
| Nonwhite Population | 42,004 | 24,060 |
| % of Population | 28% | 36% |
| Rank in State | 8 | 9 |

| | County | City |
|-------------------------------|----------------|---------------|
| Census 2000 Population | 150,355 | 66,715 |
| Rank in State for 2000 | 10 | 11 |
| Census 1990 Population | 149,838 | 30,013 |
| Rank in State for 1990 | 9 | 18 |
| Change | 0.3% | 122.3% |



Median Age

| | County | City |
|---------|--------|------|
| All | 25.0 | 22.4 |
| Males | 23.4 | 22.0 |
| Females | 28.5 | 24.7 |

More Information:

www.census.gov
www.census.state.nc.us